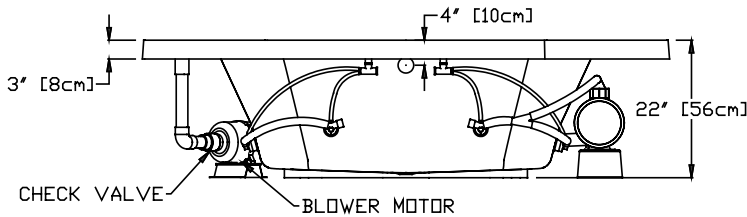
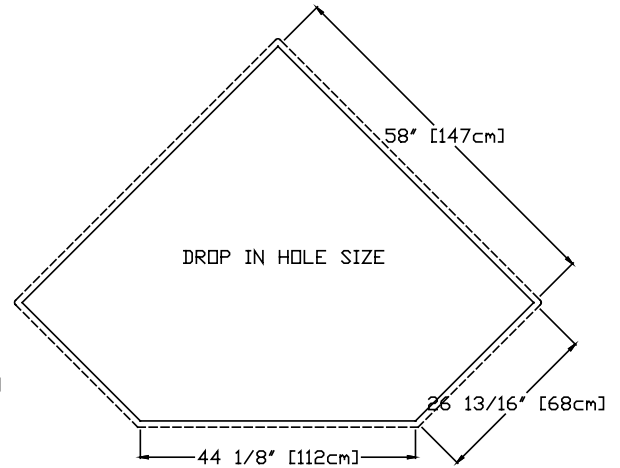
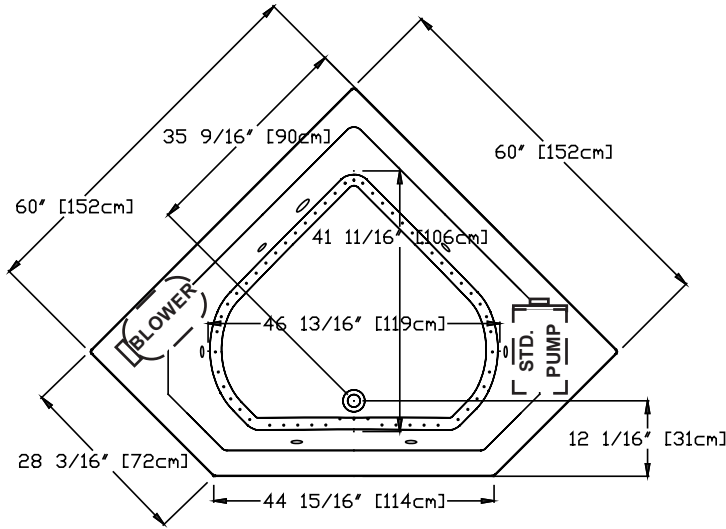


## SPECIFICATIONS CN550 Air-Whirlpool Bath



**NOTE:** To accommodate customer preferences, the Control Console and SANI-DESIGN™ Cleaning Cap Assembly are **not** factory installed on the bath deck. An installation kit for the SANI-DESIGN™ Cleaning Cap, and a 6 ft. cable with installation instructions for connecting the Control Console to the control box are provided with all baths.

Patents received or pending.

Note: Dimensional Tolerances: ±1/4"

### CN550

<b>Drop-in-Hole Size:</b>	SEE DIAGRAM
<b>Operating Capacity:</b>	66 gal
<b>Overflow Capacity:</b>	103 gal
<b>Floor Loading / sq.ft.:</b>	51.9 lbs
<b>Cartoned Wt:</b>	195 lbs
<b>Cube:</b>	54.3 cu.ft.

<b>Construction:</b>	Fiberglass Reinforced Acrylic bath with Level Form™ full support base.
<b>Pump Motor:</b>	1 1/2 Hp, 3-Spd, 120V, 60Hz, 20A.
<b>Blower Motor:</b>	1 Hp, Vari-Speed, 120V, 60Hz, 15A, with integral air heater.
<b>Underwater Light:</b>	Front access, 12V.
<b>Control:</b>	Pre-wired to the pump with 24" cord and plug end. Note: CUL models are with Junction box.

We provide products listed with Underwriters Laboratories, Inc. (UL), International Association of Plumbing and Mechanical Officials (IAPMO), and Canadian Underwriters Laboratory (CUL). Consult factory with your listing requirements.

### JASON INTERNATIONAL, INC.

8328 MacArthur Drive • North Little Rock, AR 72118 • www.jasoninternational.com  
501-771-4477 • Fax: 501-771-2333 • Cust. Svc.: 800-255-5766